

# ORANGEBURG DEPARTMENT OF PUBLIC SAFETY

## FIRE DEPARTMENT



### Division of the Fire Marshal

## FIRE DEPARTMENT KEY BOX INFORMATION

The SC Fire Code section 506 states: Where access to or within a structure or an area is restricted because of secured openings or where immediate access is necessary for lifesaving or fire-fighting purposes, the fire code official is authorized to require a key box to be installed in an approved location. The key box shall be of an approved type listed in accordance with UL 1037 and shall contain keys to gain necessary access as required by the fire code official.

### Fire Code Requirement to install a “Knox-Box” Rapid Entry System

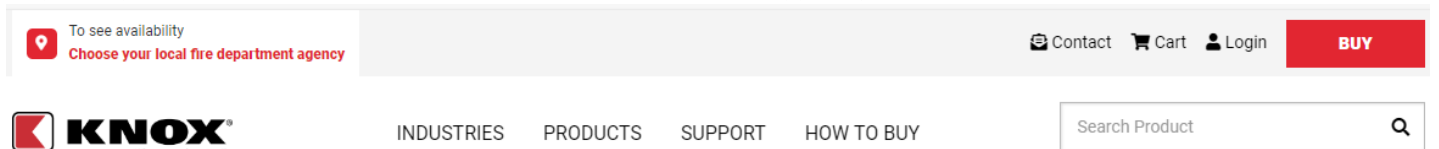
1. All commercial buildings with fire alarm and fire protection sprinkler systems.
2. Entry keys/cards to all parts of the building are to be placed in the key box and maintained in accordance with Section 506.
3. Install the key box in an approved location - typically 6 feet from ground level and within 10 feet of the main entry.



# KNOX®

The Orangeburg Department of Public Safety participates in the national Knox Box® program. The International Fire Code allows the local fire department the option to require a key box on the property of a business. This is to allow the fire department access after-hours to gain entry to check on a fire alarm or sprinkler water-flow alarm without having to cause damage by “breaking-in”. The Knox Box® system is a secure key box that you purchase and place on your building at a location acceptable to the fire department. The local fire department is the only entity to have a key for this box. If needed, they can enter your building to check on an alarm without causing damage. The keys kept by your Orangeburg Department of Public Safety Fire Division are secured in the fire engines and can only be accessed by our firefighters with a key.

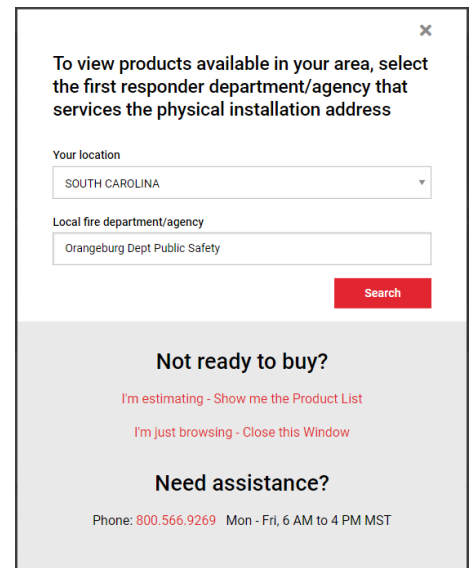
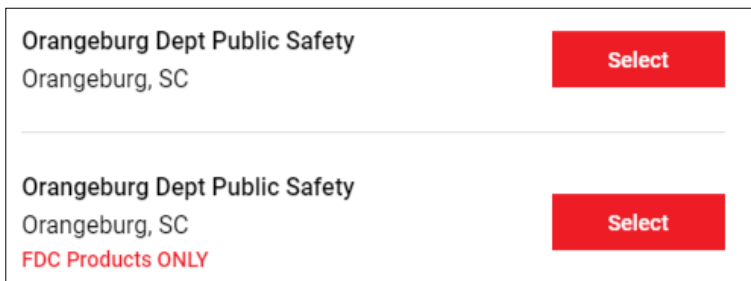
**Step 1:** <https://www.knoxbox.com/> and click on the buy button at the upper right corner of the website.



**Step 2:** A pop-up box will appear, and you can select the location of **South Carolina** and the agency name of **Orangeburg Dept Public Safety** followed by the search button.

**Step 3:** You will then be given two options:

1. For Knox products other than for the FDC, select the top option.
2. The FDC products selection will not require prior authorization.



**If you are required to install any Knox device other than the FDC caps, prior authorization is required. Failure to obtain prior authorization from the Fire Marshal may result in denial of the order and a delay in your project.**

# ORANGEBURG DEPARTMENT OF PUBLIC SAFETY FIRE DEPARTMENT



## Division of the Fire Marshal

Select the product that you will need for your property.

Most properties will only require a 3200 series Knox Box. The 4400 series may be required if more than two keys are needed or if one key box is going to be used for multiple occupancies.

Once the key box is received, contact the Fire Marshal at 803-533-4105 to confirm mounting location and to provide necessary keys to secure within the key box.



**KnoxBox® 3200**  
Standard Capacity ⓘ



**KnoxVault® 4400**  
Maximum Capacity ⓘ



Depending on the type of fire protection systems at your property, you may be required to install a Locking FDC cap or Standpipe Cap.

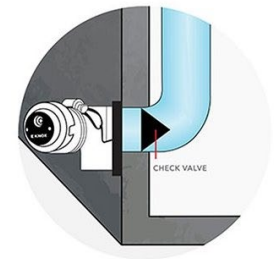
## Why Are Fire Department Connections (FDCs) Important?



**1** The fire department connects to FDCs on your building to supplement water to your sprinkler system.



**2** Unprotected FDCs are vulnerable to vandalism and debris that can prevent the flow of water.



**3** Knox FDC Locks and Storz Locks protect connections and keep pipes clean ensuring the maximum flow of water to sprinklers.

## 2 Products Available



Knox FDC Locks



Knox Storz Locks & Adapters



If you are required to install a Locking FDC cap, use Model #3110 which is the 2-1/2-inch size.

No extra protection is required.

If ordering a Storz lock, please coordinate a meeting with the Fire Marshal before ordering. The adapter angle may need to be determined to provide adequate fire flow.

# ORANGEBURG DEPARTMENT OF PUBLIC SAFETY FIRE DEPARTMENT



## Division of the Fire Marshal

### Knox FDC Lock Applications

#### Keep it clean.

Fire Department Connections (FDCs) are your building's lifeline to fire prevention. When FDCs are left unsecured, they are vulnerable to damage, debris and vandalism which can constrict the flow of water to:

- ✓ Fire sprinkler protection systems
- ✓ Standpipes located in parking garages and stairwells



**After you receive the Knox Box®, install the box within 10 feet of the front door at a height of 6 feet.**

**After installation, notify the Orangeburg Public Safety Fire Marshal's office so keys to the building may be locked inside of the Knox Box®.**

Standard keys to include in the Knox Box® are front door and any equipment room keys deemed necessary by the AHJ. You may also wish to include contact information for any building representatives you want notified in the event of the Knox Box® use.

**If you have questions, please give us a call 803-533-4105  
or email FIREMARSHAL@orangeburgdps.org.**